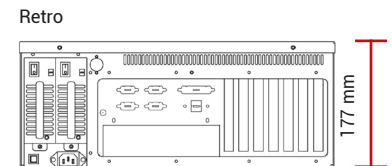
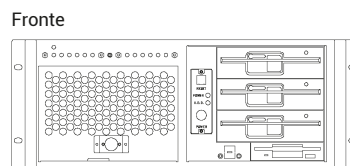
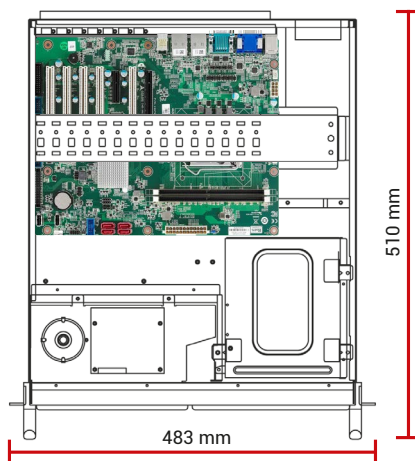


PC Industriali

Serie GO-414ATXR - Chassis per Motherboard



PC Industriale 4U
 Configurato su richiesta
 Burn in climatico su ogni apparato
 Test Report di collaudo



Chassis





IP-199- Rev.24

Dimensioni	Chassis 4U - 483 x 177 x 510 mm
Montaggio	Rack 19"
Materiale	Acciaio pre-zincato
Architettura	Motherboard ATX max 12" x 9.6"
Varianti	GO-414ATXB-PF: Chassis con ventole PWM, colore nero GO-414ATX-W-PF: Chassis con ventole PWM, colore beige
Drives	3 x 5.25" + 1 x 3.5" esterni; 1 x 3.5" interno
Ventilazione	2 x ventole (120mm = 108 CFM cad.)
Filtri	1 filtro per l'aria rimovibile dal fronte
Led sul fronte	LEDs per Power e funzionalità HDD
Pulsanti	Power On/Off e System Reset
Fronte	Porta drives con serratura, 2 USB
Retro	Alloggiamento per 7 bracket full size
Altro	Struttura per drives ammortizzata Barra di ritenzione schede ad altezza regolabile
Colore	Nero, beige o altri colori su richiesta
Shock	15G durata 11ms - EN 60068-2-27
Vibrazioni	10-150Hz: 1G - EN 60068-2-6
Umidità	10 - 95% non condensata
Temperatura	Operativa 0°C... +50°C Storage -20°C... +70°C

Complementi

Storage	<ul style="list-style-type: none"> Dischi interni HDD / SSD / M.2 Cassetti estraibili singoli o multipli per HDD / SSD / U.2 Soluzioni SATA / SAS / NVMe
Media	<ul style="list-style-type: none"> Masterizzatore DVD Lettore interno CFLASH, Memory Stick, SD Card, SDHC etc. Tastiera beige/nera italiana/inglese Mouse ottico
Controller RAID	SATA / SAS / NVMe
Schede I/O	<ul style="list-style-type: none"> Ethernet Server Adapter GPGPU / Schede Video Schede Multi-Head Schede I/O Analogiche e Digitali Schede FPGA Schede MULTISERIALI Frame Grabber MIL-1553 / ARINC 429 / ARINC 418
Sistemi Operativi	<ul style="list-style-type: none"> Windows® versioni Enterprise / Embedded Windows® versioni Server Linux


Motherboard



	IMB-M43H	IMB-M43	IMBA-Q170-i2	RUBY-D718VG2AR	IMBA-Q870-i2
CPU Preferred	<ul style="list-style-type: none"> • i7-7700: 4C 3.6GHz, 65W • i5-7500: 4C 3.4GHz, 65W • i3-7101E: 2C 3.9GHz, 54W • i7-6700: 4C 3.4GHz, 65W • i5-6500: 4C 3.2GHz, 65W • i3-6100: 2C 3.7GHz, 51W 	<ul style="list-style-type: none"> • i7-7700: 4C 3.6GHz, 65W • i5-7500: 4C 3.4GHz, 65W • i3-7101E: 2C 3.9GHz, 54W • i7-6700: 4C 3.4GHz, 65W • i5-6500: 4C 3.2GHz, 65W • i3-6100: 2C 3.7GHz, 51W 	<ul style="list-style-type: none"> • i7-7700: 4C 3.6GHz, 65W • i5-7500: 4C 3.4GHz, 65W • i3-7101E: 2C 3.9GHz, 54W • i7-6700: 4C 3.4GHz, 65W • i5-6500: 4C 3.2GHz, 65W • i3-6100: 2C 3.7GHz, 51W 	<ul style="list-style-type: none"> • i7-7700: 4C 3.6GHz, 65W • i5-7500: 4C 3.4GHz, 65W • i3-7101E: 2C 3.9GHz, 54W • i7-6700: 4C 3.4GHz, 65W • i5-6500: 4C 3.2GHz, 65W • i3-6100: 2C 3.7GHz, 51W 	<ul style="list-style-type: none"> • i7-4770S: 4C, 3.1GHz, 65W • i5-4570S: 4C, 2.9GHz, 65W
Chipset	Intel H110 Express	Intel Q170 Express	Intel Q170 Express	Intel Q170 Express	Intel Q87
RAM	DDR4 - 2133/2400, max 32GB	DDR4 - 2133/2400, max 64GB	DDR4 - 2133/2400, max 64GB	DDR4 - 2133/2400, max 64GB	DDR3 - 1600/1333, 4 x DIMM max 32GB
Graphics	VGA, HDMI	VGA, 2 x DP	VGA, DVI-D, HDMI 2.0, iDP	VGA, DVI-D, HDMI	VGA, DVI-D, HDMI, iDP
Ethernet	2x GbE	2x GbE	2x GbE	2x GbE	2x GbE
SATA ports	4 x SATA 600	6 x SATA 600 (support RAID 0,1,5,10)	6 x SATA 600 (support RAID 0,1,5,10)	6 x SATA 600 (support RAID 0,1,5,10)	6 x SATA 600 (support RAID 0,1,5,10)
M.2 slots	--	--	--	--	--
USB	4 x USB 3.0, 2 x USB 2.0 2 x USB 2.0 pin header 2 x USB 2.0 vertical type A	6 x USB 3.0 2 x USB 3.0 pin header 4 x USB 2.0 4 x USB 2.0 pin header	4 x USB 3.0 2 x USB 2.0	4 x USB 3.0 2 x USB 3.0 pin header 8 x USB 2.0 pin header	4 x USB 3.0 8 x USB 2.0
COM	2 x RS-232/455/485 4 x RS-232	2 x RS-232/455/485 4 x RS-232	2 x RS-232/422/485 4 x RS-232	2 x RS-232/422/485 4 x RS-232	5 x RS-232 1 x RS-422/485
Other	Audio, PS2, LPT, DIO	PS2, LPT, DIO	Audio, PS2, LPT	Audio	Audio, PS2, LPT, Triple Display
Expansion slots	1*PCI-E x16 Gen3 1*PCI-E x4 Gen2 5* PCI 2.2	PEG: 2* PCIe x16 (Gen3) 1*PCI-E x4 (Gen3); 2*PCI-E x4 (Gen3) 2* PCI	2* PCI-E x8 (Gen3) 3* PCI-E x4 (Gen3) 2 - PCI 1* Full-size PCIe Mini card	1* PCI-E x16 (Gen3) 2* PCI-E x4 4* PCI	1*PCI-E x16 (Gen3), 1*PCI-E x1, 1*PCI-E x4, 4*PCI
I/O shield	2x RS232/422/485 1x VGA, 2x HDMI 6x USB 3.0, 2x GbE Audio, PS2	2 x RS232/422/485, 1 x VGA, 2 x DP, 6 x USB 3.0, 2 x GbE, PS2	1 x RS-232,1 x DVI-D, 1 x VGA, 1 x HDMI, 2 x USB 2.0, 4 x USB 3.0, 2 x GbE, Audio, PS2	2 x RS-232,1 x DVI-D, 1 x VGA, 1 x HDMI, 4 x USB 3.0, 2 x GbE, Audio	2 x GbE, 4 x USB 2.0, 2 x USB 3.0, 1 x PS2, 1 x COM, 1 x HDMI, 1 x VGA, 1 x DVI-D, Audio

Alimentatori

AC



EN 62368

FSP600-80PSA
PS2 Single 600W

Output					
+3.3V	+5V	+12V	-5V	-12V	+5VSB
25A	25A	16A	0.1A	0.5A	4A
Input 90~264VAC Full Range					
MTBF 100.000 h					
Dimensioni 150x86x140 mm					

AC




EN 62368

Z-PSM-5760V
PS2 Single 760W

Output					
+3.3V	+5V	+12V	-5V	-12V	+5VSB
25A	25A	55A	-	0.8A	3A
Input 90~264VAC Full Range					
MTBF 115.017 h					
Dimensioni 150x86x160 mm					

AC




EN 62368

Z-MRPS2-500-2AC
PS2 Redundant 500W

Output					
+3.3V	+5V	+12V	-5V	-12V	+5VSB
20A	20A	40A	0.3A	0.5A	3A
Input 90V~264VAC					
MTBF >100.000 h					
Dimensioni 150x84x190 mm					

DC




EN 62368

BES-540C
PS2 Single 400W 24VDC

Output					
+3.3V	+5V	+12V	-5V	-12V	+5VSB
25A	25A	30A	-	0.8A	3.5A
Input 20VDC...36VDC					
MTBF 121.000 h					
Dimensioni 150x86x140 mm					

DC




EN 62368

Z-BMRW-5360V4V
PS2 Redundant 360W 24VDC

Output					
+3.3V	+5V	+12V	-5V	-12V	+5VSB
25A	25A	28A	-	0.8A	3.5A
Input 18VDC...36VDC					
MTBF 125.331 h					
Dimensioni 150x86x185 mm					

DC




EN 62368

BES-540T
PS2 Single 400W -48VDC

Output					
+3.3V	+5V	+12V	-5V	-12V	+5VSB
25A	25A	32A	-	0.8A	3.5A
Input -36VDC...-72VDC					
MTBF 143.878 h					
Dimensioni 150x86x140 mm					

DC



EN 62368

Z-BMRW-5600V4V
PS2 Redundant 600W -48VDC

Output					
+3.3V	+5V	+12V	-5V	-12V	+5VSB
25A	25A	45A	-	0.8A	3.5A
Input -36VDC...-72VDC					
MTBF 120.000 h					
Dimensioni 150x86x185 mm					