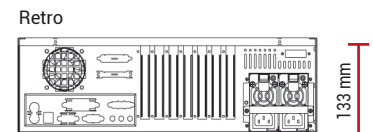
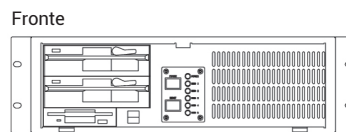
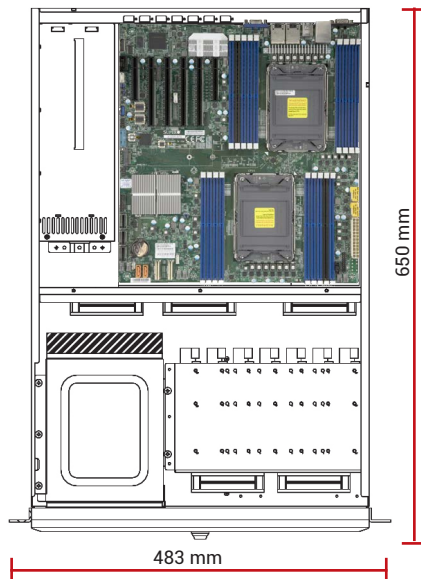


Server Industriali

Serie GO-312 - Chassis per Motherboard



Server Industriale 3U
 Configurato su richiesta
 Burn in climatico su ogni apparato
 Test Report di collaudo



Chassis

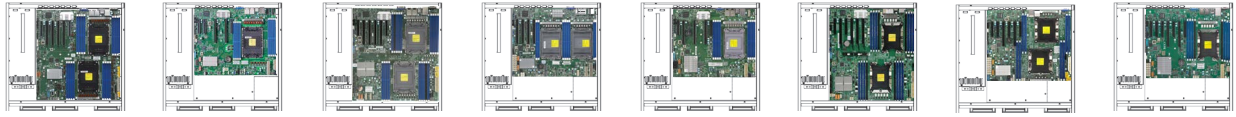
IP-299- Rev.21

Dimensioni	Chassis 3U - 483 x 133 x 650 mm
Montaggio	Rack 19"
Materiale	Acciaio pre-zincato
Architettura	Motherboard ATX max 12" x 13"
Varianti	GO-312-PF: Chassis, con ventole PWM, colore nero.
Drives	2 x 5.25" + 1 x 3.5" esterni; 7 x 3.5" HDD + 2 x 3.5" HDD (opt.)
Ventilazione	5 x ventole 92mm (= 51 CFM cad.)
Led sul fronte	LED per Power e funzionalità HDD
Pulsanti	Power On/Off Momentary (Rocker) e System Reset
Fronte	Porta drives con serratura, 2 x USB
Retro	Alloggiamento per 7 bracket full size
Colore	Nero, beige o altri colori su richiesta
Shock	15G durata 11ms - EN 60068-2-27
Vibrazioni	10-150Hz: 1G - EN 60068-2-6
Umidità	10 - 95% non condensata
Temperatura	Operativa 0°C... +45°C Storage -20°C... +70°C

Complementi

Storage	<ul style="list-style-type: none"> • Dischi interni HDD / SSD / M.2 • Cassetti estraibili singoli o multipli per HDD / SSD / U.2 • Soluzioni SATA / SAS / NVMe
Media	<ul style="list-style-type: none"> • Masterizzatore DVD • Lettore interno CFLASH, Memory Stick, SD Card, SDHC etc. • Tastiera beige/nera PS2/USB italiana/inglese • Mouse ottico PS2/USB
Controller RAID	SATA / SAS / NVMe
Schede I/O	<ul style="list-style-type: none"> • Ethernet Server Adapter • GPGPU / Schede Video • Schede Multi-Head • Schede I/O Analogiche e Digitali • Schede FPGA • Schede MULTISERIALI • Frame Grabber • MIL-1553 / ARINC 429 / ARINC 418
Sistemi Operativi	<ul style="list-style-type: none"> • Windows® versioni Enterprise / Embedded • Windows® versioni Server • Linux

Motherboard



	MBD-X13DEI-T	MBD-X13SEI-TF	MBD-X12DPI-N6 MBD-X12DPI-N6	MBD-X12DPL-N6 MBD-X12DPL-i6	MBD-X12SPI-TF	MDB-X11DPI-N/ MDB-X11DPI-NT	MDB-X11DPL-i	MDB-X11SPL-F	
CPU Preferred	<ul style="list-style-type: none"> • XEON GOLD 6430: 32C, 2.10GHz, 270W • XEON GOLD 5420+: 28C, 2GHz, 205W • XEON GOLD 5433+: 20C, 2.30GHz, 160W 		<ul style="list-style-type: none"> • XEON GOLD 6326: 16C, 2.9GHz, 185W • XEON GOLD 6330: 28C, 2.0GHz, 205W • XEON GOLD 6348: 28C, 2.60 GHz, 235W 		<ul style="list-style-type: none"> • XEON GOLD 6126: 12C, 2.60GHz, 125W • XEON GOLD 5220T: 18C, 1.90GHz, 105W • XEON GOLD 5120T: 14C, 2.2GHz, 105W • XEON SILVER 4216: 16C, 2.10GHz, 100W • XEON SILVER 4108: 8C, 1.80GHz, 85W • XEON SILVER 4208: 8C, 1.80GHz, 85W 				
Chipset	Intel C741		Intel C621A			Intel C621 / T: Intel C522	Intel C621		
RAM	DDR5 - 5600MHz, 16 x DIMM, max. 4TB ECC REG.		DDR4 - 3200MHz, 18 x DIMM, max. 4TB ECC REG.	DDR4 - 3200MHz, 8 x DIMM, max. 2TB ECC REG.	DDR4 - 3200MHz, 8 x DIMM, max. 2TB ECC REG.	DDR4 - 2666/2400/2133MHz, 16 x DIMM, max. 2TB ECC REG.	DDR4 - 2666/2400/2133MHz, 8 x DIMM, max. 1TB ECC REG.	DDR4 - 2666/2400/2133/ 1866/1600MHz, 8 x DIMM, max. 1TB ECC REG.	
Graphics	ASPEED AST2600 BMC					ASPEED AST2500 BMC VGA			
Ethernet	2 x 10GbE 1 x IPMI LAN		2 GbE (NT6= 2x 10GbE) 1x IPMI LAN	2 x 10 GbE (i6= 2x GbE) 1x IPMI LAN	2 x 10 GbE 1x IPMI LAN port	2 x GbE (NT6= 2x 10GbE) 1x IPMI LAN	2 GbE + 1 IPMI LAN port	2 GbE + 1 IPMI LAN port	
SATA ports	10 x SATA3 (support RAID 0,1,5,10)	10 x SATA3 (support RAID 0,1,5,10)	14 x SATA3 (2 x DOM) (support RAID 0,1,5,10)	14 x SATA3 (2 x DOM) (support RAID 0,1,5,10)	10 x SATA3 (support RAID 0,1,5,10)	14 x SATA 600 (2 x DOM) (support RAID 0,1,5,10)	10 x SATA 600 (2 x DOM) (support RAID 0,1,5,10)	8 x SATA 600 (support RAID 0,1,5,10)	
M.2 slots	2 x M.2 NVMe; M-Key, 2280/22110		1 x M.2 NVMe; M-Key, 2280/22110	2 x M.2 NVMe; M-Key, 2280/22110	1 x M.2 SATA / NVMe; M-Key, 2280/22110	1x M.2 PCIe 3.0 x4	1x M.2 PCIe 3.0 x4	--	
NVME Ports	3 x M.2 NVMe PCIe 5.0 x8	2 x M.2 NVMe PCIe 5.0 x8	2 x PCIe 4.0 NVMe x8	1 x PCIe 4.0 NVMe x8	1 x PCIe 3.0 NVMe x4	--	--	--	
USB	3 x USB 2.0 (2 via header; 1 Type A) 6 x USB 3.0 (2 via header; 4 rear)	2 x USB 2.0 4 x USB 3.2 Gen1 (2 rear; 1 via header; 1 type A)	7 x USB 3.2 (2 header; 4 rear) 2 x USB 2.0 (via header)	5 x USB 3.2 (2 via header; 2 rear)	4 x USB 2.0 (2 via header; 2 rear) 5 x USB 3.2 Gen1 (2 via header; 2 rear)	4 x USB 2.0 5 x USB 3.0	4 x USB 2.0 3 x USB 3.0	8 x USB 2.0 5 x USB 3.0	
COM	2 x COM (1 header; 1 rear)	1 x COM (header)	2 x COM (1 rear, 1 header)	1 x COM (1 header)		2 x COM (1 header)	1 x COM (1 header)	2 x COM (1 header)	
TPM Header	Yes								
Expansion slots	2 x PCIe 5.0 x16, 3 x PCIe 5.0 x8		4 x PCIe 4.0 x16 2 x PCIe 4.0 x8	4 x PCIe 4.0 x16	2 x PCIe 4.0 x16, 1 x PCIe 4.0 x8 (in x16 slot) 2 x PCIe 4.0 x8	4x PCIe 3.0 x16, 2x PCIe 3.0 x8	2x PCIe 3.0 x16, 3x PCIe 3.0 x8, 1x PCIe 3.0 x4 (in x8)	2 x PCIe 3.0 x8 (in x16) 4 x PCIe 3.0 x8 1x PCIe 3.0 x4 (in x8)	
I/O shield	1 x COM, 1 x VGA, 4 x USB 3.0 2 x GbE	1 x VGA, 2 x USB 2.0, 2 x USB 3.2 2 x GbE, 1 x BMC LAN	1 x COM, 1 x VGA, 4 x USB 3.2, 2 x GbE, 1 x BMC LAN	1 x VGA, 4 x USB 3.2, 2 x 10GbE; 1 x IPMI	1 x VGA, 2 x USB, 2 x USB 3.2, 2 x 10GbE; 1 x IPMI	1 x COM, 1 x VGA, 2 x USB 2.0, 2 x USB 3.0, 2 x GbE, 1 x IPMI LAN	1 x VGA, 2 x USB 2.0, 2 x GbE, 1 x IPMI LAN	1 x COM, 1 x VGA, 2 x USB 2.0, 2 x USB 3.0, 2 x GbE, 1 x IPMI LAN	

Alimentatori



EN 62368

Z-G1W2-5760V2V-PM12: 2U Red 760W

Output					
+3.3V	+5V	+12V	-5V	-12V	+5VSB
32A	32A	62A	-	0.8A	3.5A
Input 90 ~ 264VAC					
MTBF >122.147 h					
Dimensioni 101.2x84x300 mm					



EN 62368

Z-FSP800-50FS: 2U Redundant 800W

Output					
+3.3V	+5V	+12V	-5V	-12V	+12VSB
25A	25A	65A	-	0.3A	4.5A
Input 90 ~ 264VAC					
MTBF 500.000 h					
Dimensioni 76x83.8x250 mm					



EN 62368

Z-P2M-5800V: 2U Single 800W

Output					
+3.3V	+5V	+12V	-5V	-12V	+5VSB
25A	25A	62A	-	0.8A	3.0A
Input 100V ~ 240VAC Full Range					
MTBF 93.283 h					
Dimensioni 100x70x280 mm					



EN 62368

Z-DZRH2-5800V2V: 2U Red 800W

Output					
+3.3V	+5V	+12V	-5V	-12V	+5VSB
20A	20A	66A	-	0.5A	3.5A
Input -36 ~ -72VDC					
MTBF 173.645 h					
Dimensioni 76x84x245 mm					



GO-312
Vista dall'alto
senza copertura superiore