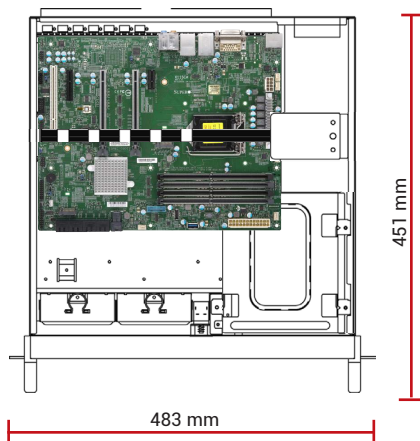


Workstation Industriali

Serie GO-402ATXR - Chassis per Motherboard



Workstation Industriale 4U
 Configurato su richiesta
 Burn in climatico su ogni apparato
 Test Report di collaudo



Chassis

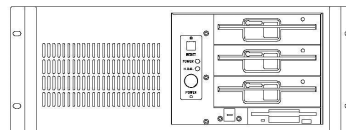
IP-121 - Rev.27

Dimensioni	Chassis 4U - 483 x 177 x 451 mm
Montaggio	Rack 19"
Materiale	Acciaio pre-zincato
Architettura	Motherboard ATX max 12" x 9.6"
Varianti	<ul style="list-style-type: none"> GO-402ATXR-B: Chassis colore nero GO-402ATXR: Chassis colore beige
Drives	3 x 5.25" + 1 x 3.5"
Ventilazione	2 x 90mm (= 51 CFM cad.) ventole Ball Bearing
Filtri	1 filtro per l'aria rimovibile dal fronte lavabile
Led sul fronte	LED per Power e funzionalità HDD
Pulsanti	Power On/Off e System Reset
Fronte	Porta drives con serratura, connettore tastiera
Retro	Alloggiamento per 7 bracket full size
Altro	Struttura per drives ammortizzata Barra di ritenzione schede ad altezza regolabile
Colore	Nero, beige o altri colori su richiesta
Shock	15G durata 11ms - EN 60068-2-27
Vibrazioni	10-150Hz: 1G - EN 60068-2-6
Umidità	10 - 95% non condensata
Temperatura	Operativa 0°C... +50°C Storage -20°C... +70°C

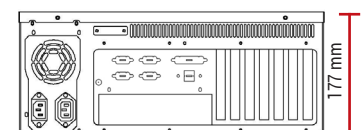
Complementi

Storage	<ul style="list-style-type: none"> Dischi interni HDD / SSD / M.2 Cassetti estraibili singoli o multipli per HDD / SSD / U.2 Soluzioni SATA / SAS / NVMe
Media	<ul style="list-style-type: none"> Masterizzatore DVD Lettore interno CFLASH, Memory Stick, SD Card, SDHC etc. Tastiera beige/nera italiana/inglese Mouse ottico
Controller RAID	SATA / SAS / NVMe
Schede I/O	<ul style="list-style-type: none"> Ethernet Server Adapter GPGPU / Schede Video Schede Multi-Head Schede I/O Analogiche e Digitali Schede FPGA Schede MULTISERIALI Frame Grabber MIL-1553 / ARINC 429 / ARINC 418
Sistemi Operativi	<ul style="list-style-type: none"> Windows® versioni Enterprise / Embedded Windows® versioni Server Linux






Fronte



Retro



Motherboard



	MBD-X13SAE-F	MBD-X12SCA-F	MBD-X11SCA-F	IMB-M45	IMB-M43-C236	IMBA-C2360-i2	
CPU Preferred	<ul style="list-style-type: none"> • i7-12700E: 12C, 1.60GHz, 65W • i5-12500E: 6C, 2.90GHz, 65W • i3-12100E: 4C, 3.20GHz, 60W 	<ul style="list-style-type: none"> • i9-10900E-2G8: 10C, 3.3GHz, 65W • i9-10900-2G8: 10C, 3.3GHz, 65W • i7-10700E-2G9: 8C, 2.9GHz, 65W • i5-10400-2G9: 8C, 2.9GHz, 65W 	<ul style="list-style-type: none"> • E-2278GE: 8C, 3.3GHz, 80W • E-2226GE: 6C, 3.4GHz, 80W • i7-9700E: 8C, 2.6GHz, 65W • i5-9500E: 6C, 3.0GHz, 65W • i3-9100E: 4C, 3.1GHz, 65W 	<ul style="list-style-type: none"> • E-2278GE: 8C, 3.3GHz, 80W • E-2226GE: 6C, 3.4GHz, 80W • i7-9700E: 8C, 2.6GHz, 65W • i5-9500E: 6C, 3.0GHz, 65W • i3-9100E: 4C, 3.1GHz, 65W 	<ul style="list-style-type: none"> • E3-1275V5: 4C, 3.6GHz, 80W • E3-1225V5: 4C, 3.3GHz, 80W • E3-1275V6: 4C, 3.80GHz, 73W • E3-1225V6: 4C, 3.30GHz, 73W • i7-7700: 4C 3.6GHz, 65W • i5-7500: 4C 3.4GHz, 65W • i3-7101E: 2C 3.9GHz, 54W • i7-6700: 4C 3.4GHz, 65W • i5-6500: 4C 3.2GHz, 65W • i3-6100: 2C 3.7GHz, 51W 	<ul style="list-style-type: none"> • E3-1275V5: 4C, 3.6GHz, 80W • E3-1225V5: 4C, 3.3GHz, 80W • E3-1275V6: 4C, 3.80GHz, 73W • E3-1225V6: 4C, 3.30GHz, 73W • i7-7700: 4C 3.6GHz, 65W • i5-7500: 4C 3.4GHz, 65W • i3-7101E: 2C 3.9GHz, 54W • i7-6700: 4C 3.4GHz, 65W • i5-6500: 4C 3.2GHz, 65W • i3-6100: 2C 3.7GHz, 51W 	<ul style="list-style-type: none"> • E3-1275V5: 4C, 3.6GHz, 80W • E3-1225V5: 4C, 3.3GHz, 80W • E3-1275V6: 4C, 3.80GHz, 73W • E3-1225V6: 4C, 3.30GHz, 73W • i7-7700: 4C 3.6GHz, 65W • i5-7500: 4C 3.4GHz, 65W • i3-7101E: 2C 3.9GHz, 54W • i7-6700: 4C 3.4GHz, 65W • i5-6500: 4C 3.2GHz, 65W • i3-6100: 2C 3.7GHz, 51W
Chipset	Intel W680	Intel W480	Intel C246	Intel C246	Intel C236	Intel C236	
RAM	DDR5-4400MHz 4x DIMM max 128GB Unbuffered ECC/non-ECC UDIMM	DDR4-2933MHz 4x DIMM max 128GB Unbuffered ECC/non-ECC UDIMM	DDR4-2666MHz 4x DIMM max 128GB Unbuffered ECC/non-ECC UDIMM	DDR4-2666 / 2400MHz 4x DIMM max 128GB w/ECC and non ECC Registered	DDR4-2133 / 2400MHz 4x DIMM max 64GB w/ECC and non ECC Registered	DDR4 - 2133MHz 4x DIMM, max 64GB w/ECC and non ECC Registered	
Graphics	VGA, DVI-D, DP, HDMI	VGA, HDMI, DVI-D, DP	HDMI, DVI-D, DP	VGA, HDMI 1.4, DP 1.2	VGA, 2 DP	VGA, DVI-D, HDMI, iDP	
Ethernet	2 GbE	2 GbE	2 GbE	2 GbE	2 GbE	2 GbE	
SATA Ports	8x SATA3 600, (support RAID 0,1,5,10)	4x SATA3 600, (support RAID 0,1,5,10)	8x SATA3 600, (support RAID 0,1,5,10)		6x SATA3 600, (support RAID 0,1,5,10)		
M.2 Slots	3x M.2 M-Key 2280, PCI-E 4.0 x4	2x M.2 M-Key 2280/110, PCI-E 3.0 x4	2x M.2 M-Key 2242/60/80/110, PCI-E 3.0 x4	--	--	--	
NVME Ports	--	--	1x U.2 PCIe 3.0 x4	--	--	--	
USB	4x USB 2.0 (2 via header, 2 rear) 3x USB 3.2 Gen1 4x USB 3.2 Gen2 2x USB 3.2 Gen2x2	2x USB 2.0 3x USB 3.2 Gen1 5x USB 3.2 Gen2	2x USB 2.0 4x USB 3.1 Gen1 4x USB 3.1 Gen2	6x USB 3.1 Gen2 6x USB 2.0	6x USB 2.0 8x USB 3.0	6x USB 2.0 5x USB 3.0	
COM	1x COM Header	1x COM Header	1x COM Header	2x RS-232/422/485 4x RS-232	4x RS-232 2x RS-232/422/485	4x RS-232 2x RS-422/485	
Other	ALC 888S HD Audio	ALC 888S HD Audio	ALC 888S HD Audio	Audio, PS2 combo, LPT, DIO	Audio, PS2, LPT, DIO	Audio, iRIS Remote Management Module	
Expansion slots	<ul style="list-style-type: none"> • 2x PCI-E 5.0 x16 slots • 2x PCI-E 3.0 x4 • 1x 5V PCI 32bit 	<ul style="list-style-type: none"> • 1x PCI-E 3.0 x4, • 2x PCI-E 3.0 x4 slots (16/NA or 8/8) • 1x PCI 32bit 	<ul style="list-style-type: none"> • 2x PCI-E 3.0 x16 slots (PCI-E Links is NA/16 or 8/8) • 1x PCI-E 3.0 x4 slot (shared w/M.2-M1) • 1x PCI-E 3.0 x1 slot • 1x PCI 32bit 	<ul style="list-style-type: none"> • 2x PCI-E x8 Gen.3 Or • 1x PCI-E x16 Gen.3 + • 3x PCI-E x4 Gen.3 • 2x PCI Gen.2.2 	<ul style="list-style-type: none"> • PEG: PCI-E x16 slot, • PCI: PCI slot, • PEG2: PCI-E x16 slot, • PEG3: PCI-E x4 slot, • PCI-E1: PCI-E x4 slot, PCI-E2: • PCI-E x4 slot, PCI2: PCI slot 	<ul style="list-style-type: none"> • 2x PCI-E x8 (Gen3), • 2x PCI • 3x PCI-E x4 (Gen3) 	
I/O shield	1x DP, 1x HDMI, 1x VGA, 1x DVI-D, iPMI LAN, 2x USB 2.0, 4x USB 3.2, 2x GbE, Audio	1x DP, 1x HDMI, 1x VGA, 1x DVI-D, iPMI LAN, 6x USB 3.2, 2x GbE, 6x USB 3, Audio	1x DP, 1x HDMI, 1x VGA (iPMI), 1x DVI-D, 2x USB 3.1 Gen1 Type A, 1x USB 3.1 Gen2 Type A, 1x USB 3.1 Gen2 Type C, 2x GbE, Audio	1x DP 1.2, 1x HDMI 1.4, 1x VGA, 4x USB 3.1 Gen2, 2x RS-232/422/485, 2x GbE, Audio	2x DP, 1x VGA, PS2, 6x USB, 2x LAN, 2x COM, Audio	1x HDMI, 1x VGA, 1x DVI-D, PS2, 6x USB, 2x LAN, Audio	

Alimentatori

AC

EN 62368

FSP600-80PSA
PS2 Single 600W

Output					
+3.3V	+5V	+12V	-5V	-12V	+5VSB
25A	25A	16A	0.1A	0.5A	4A
Input 90~264VAC Full Range					
MTBF 100.000 h					
Dimensioni 150x86x140 mm					

AC

EN 62368

Z-HG2-5600V
PS2 Single 600W

Output					
+3.3V	+5V	+12V	-5V	-12V	+5VSB
25A	25A	45A	-	0.8A	3.5A
Input 100~240VAC Full Range					
MTBF 171.848 h					
Dimensioni 150x86x140 mm					

AC

EN 62368

Z-MRPS2-500-2AC
PS2 Redundant 500W

Output					
+3.3V	+5V	+12V	-5V	-12V	+5VSB
20A	20A	40A	0.3A	0.5A	3A
Input 90V~264VAC					
MTBF >100.000 h					
Dimensioni 150x84x190 mm					

DC

EN 62368

BES-540C
PS2 Single 400W 24VDC

Output					
+3.3V	+5V	+12V	-5V	-12V	+5VSB
25A	25A	30A	-	0.8A	3.5A
Input 20VDC...36VDC					
MTBF 121.000 h					
Dimensioni 150x86x140 mm					

DC

EN 62368

Z-BMRW-5360V4V
PS2 Redundant 360W 24VDC

Output					
+3.3V	+5V	+12V	-5V	-12V	+5VSB
25A	25A	28A	-	0.8A	3.5A
Input 18VDC...36VDC					
MTBF 125.331 h					
Dimensioni 150x86x185 mm					

DC

EN 62368

BES-540T
PS2 Single 400W -48VDC

Output					
+3.3V	+5V	+12V	-5V	-12V	+5VSB
25A	25A	32A	-	0.8A	3.5A
Input -36VDC...-72VDC					
MTBF 143.878 h					
Dimensioni 150x86x140 mm					

DC

EN 62368

Z-DMRW-5600V4V
PS2 Redundant 600W -48VDC

Output					
+3.3V	+5V	+12V	-5V	-12V	+5VSB
25A	25A	45A	-	0.8A	3.5A
Input -36VDC...-72VDC					
MTBF 120.000 h					
Dimensioni 150x86x185 mm					